Anti Microbial Drugs
Classification According to Mechanism of Action

Classification Reference- KD Tripathi (Pharmacology)

Inhibit Cell wall synthesis
- **Penicillin**
- **Cephalosporins**
- Cycloserine
- Bacitracin
- Vancomycin

Cause Leakage From cell membrane
- Polymyxines
- Colistin
- Nystatin
- Bacitracin polymers
- **Amphotericin- B**
- Hamycin

Inhibit Protein Synthesis
- **Tetracycline**
- Cloramphenicol
- Erythromycin
- Clindamycin
- Linezoli

Cause misreading or RNA and affect permeability
- Aminoglycosides
- Streptomycin
- Gentamycin

Inhibit DNA gyrase
- Fluoroquinolones
- Ciprofloxacin etc

Interfere with DNA function
- Rifampin
- Metronidazole

Interfere with DNA synthesis
- Acyclovir
- Zidovudine

Interfere with Intermediary Metabolism
- Sulfonamides, PAS, Sulfones, Trimethoprim, Ethambutol,

Inhibit Cell wall synthesis	PCCBV- पेन से साइकिल बना वन को चला
Cause Leakage From cell membrane	PCNAH- पोलीथीन को न हटाओ नहीं तो लीकेज करेगा सेल
Inhibit Protein Synthesis	TCECL- तेरा साइकिल एन्ड्रीडे सिलेंडर लेने जाता है
Cause misreading or RNA and affect permeability	SG- स्पेल्लिंग और ग्रामर की वजह से मैंने मिस रीडिंग कर ली
Inhibit DNA gyrase	C- गैराज में सिप्रो का बल्ब लगाओ
Interfere with DNA function	RM- रेलवे मिनिस्टर ने रेलवे बुकिंग का फंक्शन बदल दिया
Interfere with DNA synthesis	A to Z सिंथेसिस रोकना है
Interfere with Intermediary Metabolism	SPSTE- सुल्फोनामाइड पास से तोड़ देगा इनको

E Mail- solutionpharmacy@gmail.com & Reach solution at- www.facebook.com/pharmavideo/

Note- Mnemonics are based on my thoughts; it may or may not useful to you. It's always better to create your own so you may memorize it.

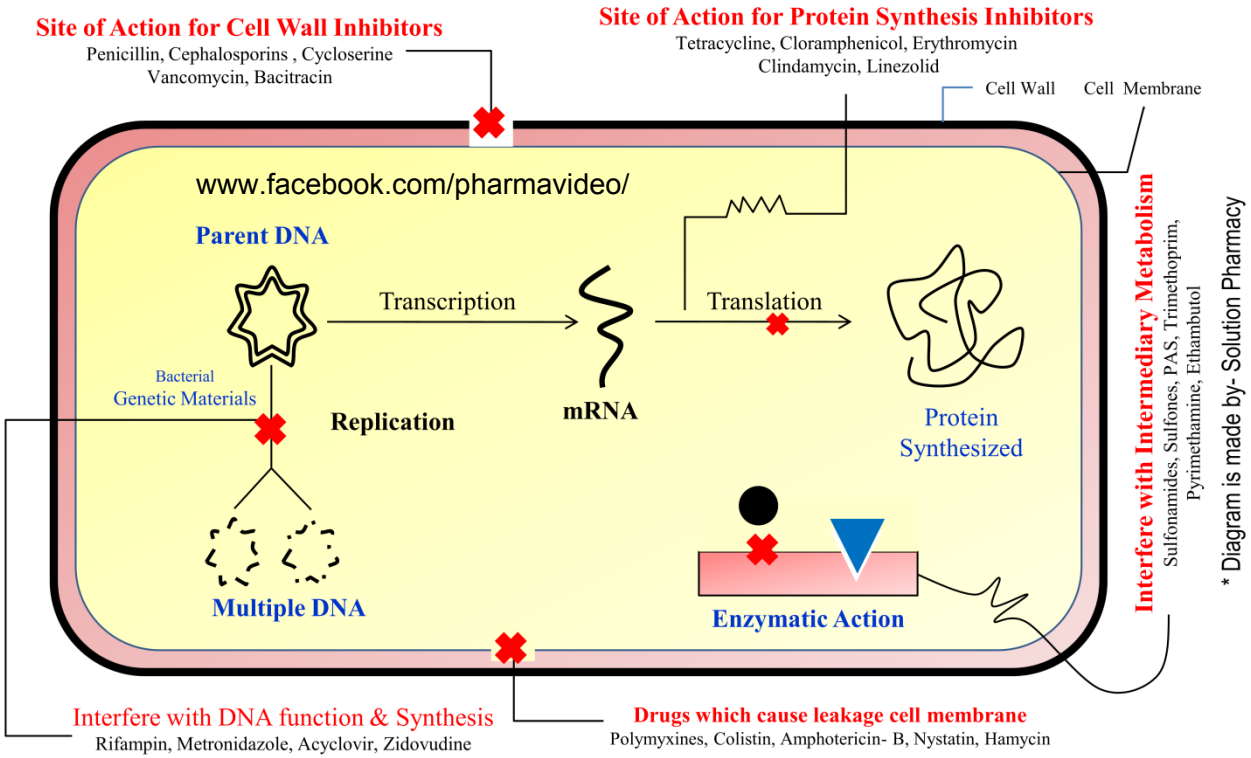

E Mail- solutionpharmacy@gmail.com &
Reach solution at- www.facebook.com/pharmavideo/

E Mail- solutionpharmacy@gmail.com & Reach solution at- www.facebook.com/pharmavideo/

Anti Microbial Drugs
Classification According to Various Parameters

Classification Reference- KD Tripathi (Pharmacology)

Types of Organism Against which primarily Active

Antibacterial
Penicillins, Aminoglycosides
Erythromycin etc

Antifungal
Griseofulvin, Amphotericin B,
Ketoconazole etc

Antiviral
Acyclovir, Amantadine,
Zidovudine etc

Antiprotozoal
Chloroquine, Pyrimethamine,
Metronidazole, Diloxanide etc

Anthalmentic
Mebendazole, Pyrantel,
Niclosamide, Diethyl

Spectrum of Activity

Narrow Spectrum
- Penicillin G
- Streptomycin
- Erythromycin

Broad Spectrum
- Tetracycline
- Chloramphenicol

Type of Activity

Bacteriostatic
- Sulfonamide
- Tetracycline
- Chloramphenicol
- Erythromycin
- Ethambutol
- Linezolid

Bacteriosidal
- Penicillin
- Aminoglycosides
- Polypeptides
- Rifampin
- Isoniazide
- Pyrazinamide
- Cephalosporin
- Vancomycin
- Nalidixic Acid
- Ciprofloxacin
- Metronidazole
- Cotrimoxazole

Diagram is made by Solution-Pharmacy*

Antibiotic according to their sources
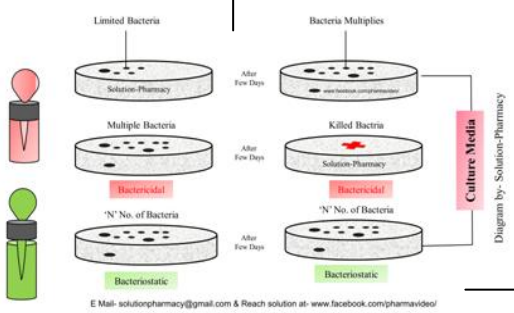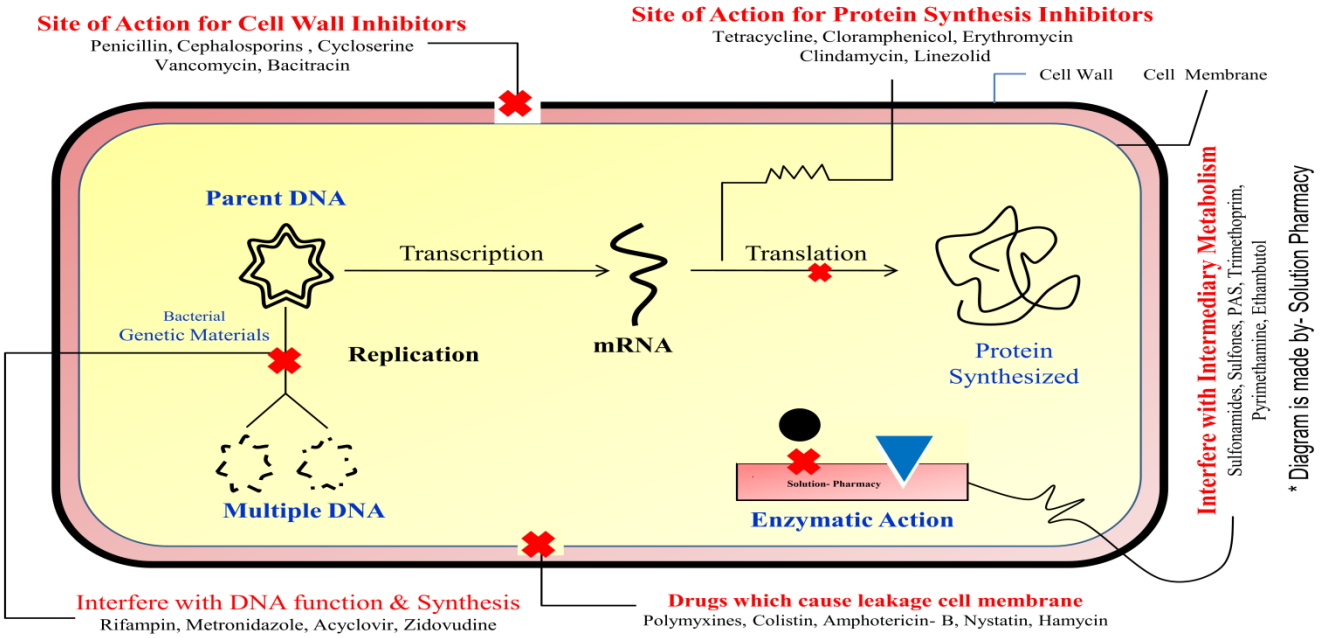
Sources	Example of Antibiotic
Fungi	Penicillin, Griseofulvin, Cephalosporin
Bacteria	Polimyxin B, Tyrothricin, Colistin, Azatreonam, Bacitracin
Actinomycetes	Aminoglycosides, Macrolides, Tetracyclines, Polyenes, Chloramphenicol